



**Peninsula
Dental**
Social Enterprise

**Peninsula Dental Social Enterprise
Patient Satisfaction Survey**

1st August 2025 – 31st January 2026



Contents:

<u>Section</u>	<u>Page Number</u>
Introduction	3
Question responses (All Sites)	4
Question responses (DEF Breakdown)	6
Demographic information of respondents (All Sites)	9
Demographic information of respondents (DEF Breakdown)	11
Summary	15

Introduction

This report details the results of the patient satisfaction survey that took place between 1st August 2025 and 31st January 2026.

Visiting patients were encouraged to complete a questionnaire capturing their recent experience at each of the four Dental Education Facilities (DEFs). Over a period of 6 months, 2214 patients completed individual surveys across Derriford, Devonport, Exeter and Truro DEFs.

The feedback was submitted via the iPad located in the reception area of each site as well as on our website and incorporates the standard Family and Friends Test Question *“Thinking about our service, overall how was your experience of our service?”* The results from the survey responses have been collated and have been presented in both organisational and localised formats. Patients had the option to skip questions and these results are included in the figures. Results have been expressed as a rounded percentage, so not all may total to 100%.

Question Responses

All sites

Thinking about our service, overall how was your experience of our service?

- 93% of respondents said our service was 'very good'
- 4% said our service was 'good'
- 0% said our service was 'neither good nor poor'
- 0% said our service was 'poor'
- 0% said our service was 'very poor'
- 0% said they did not know
- 2% did not answer this question

Were you satisfied with the cleanliness of the facilities at your visit today?

- 96% responded with 'very satisfied'
- 3% responded with 'fairly satisfied'
- 0% responded with 'not really satisfied'
- 0% responded with 'not at all satisfied'
- 1% did not answer this question

Were you satisfied with the helpfulness of staff at your visit today?

- 96% responded with 'very satisfied'
- 2% responded with 'fairly satisfied'
- 0% responded with 'not really satisfied'
- 0% responded with 'not at all satisfied'
- 1% did not answer this question

Were you satisfied with the time taken to get an appointment?

- 93% responded with 'very satisfied'
- 6% responded with 'fairly satisfied'
- 0% responded with 'not really satisfied'
- 0% responded with 'not at all satisfied'
- 1% did not answer this question

Did you feel sufficiently involved in decisions about your care?

- 88% responded with 'yes, absolutely'
- 10% responded with 'yes'
- 1% responded with 'yes, but not fully'
- 0% responded with 'no, not really'
- 0% responded with 'no, not at all'
- 1% did not answer this question or found it to be not applicable

Has your oral health improved following the completion of your care plan?

- 37% responded with 'completely'
- 16% responded with 'very'
- 4% responded with 'moderately'
- 1% responded with 'not much'
- 0% responded with 'not at all'
- 42% did not answer this question or found it to be not applicable

Were you satisfied with the overall outcome of your care and treatment?

- 91% responded with 'very satisfied'
- 4% responded with 'fairly satisfied'
- 0% responded with 'not really satisfied'
- 0% responded with 'not at all satisfied'
- 5% did not answer this question

DEF Breakdown

Number and method of responses				
	Derriford	Devonport	Exeter	Truro
Feedback iPads	469	3	622	1014
Online	13	91	1	0
Paper	0	1	0	0

Thinking about our service, overall how was your experience of our service?				
	Derriford	Devonport	Exeter	Truro
Very Good	95%	84%	91%	94%
Good	2%	0%	6%	5%
Neither Good nor Poor	0%	0%	1%	0%
Poor	0%	0%	0%	0%
Very Poor	0%	1%	1%	0%
Don't know	1%	0%	0%	0%
Not Answered	1%	15%	1%	1%

Were you satisfied with the cleanliness of the facilities at your visit today?				
	Derriford	Devonport	Exeter	Truro
Very Satisfied	98%	87%	95%	96%
Fairly Satisfied	1%	1%	4%	3%
Not really satisfied	0%	0%	0%	0%
Not at all satisfied	0%	0%	1%	0%
Not Answered	1%	12%	1%	1%

Were you satisfied with the helpfulness of staff at your visit today?				
	Derriford	Devonport	Exeter	Truro
Very Satisfied	98%	87%	95%	97%
Fairly Satisfied	1%	0%	3%	2%
Not really satisfied	0%	1%	0%	0%
Not at all satisfied	0%	0%	0%	0%
Not Answered	1%	12%	1%	1%

Were you satisfied with the time taken to get an appointment?				
	Derriford	Devonport	Exeter	Truro
Very Satisfied	95%	84%	92%	93%
Fairly Satisfied	4%	7%	5%	6%
Not really satisfied	0%	0%	1%	0%
Not at all satisfied	0%	1%	0%	0%
Not Answered	1%	7%	1%	1%

Did you feel sufficiently involved in decisions about your care?				
	Derriford	Devonport	Exeter	Truro
Yes, absolutely	92%	82%	85%	88%
Yes	7%	7%	13%	10%
Yes, but not fully	0%	1%	0%	1%
No, not really	0%	0%	0%	0%
No, not at all	0%	0%	0%	0%
Not Applicable	0%	0%	0%	0%
Not Answered	1%	9%	1%	1%

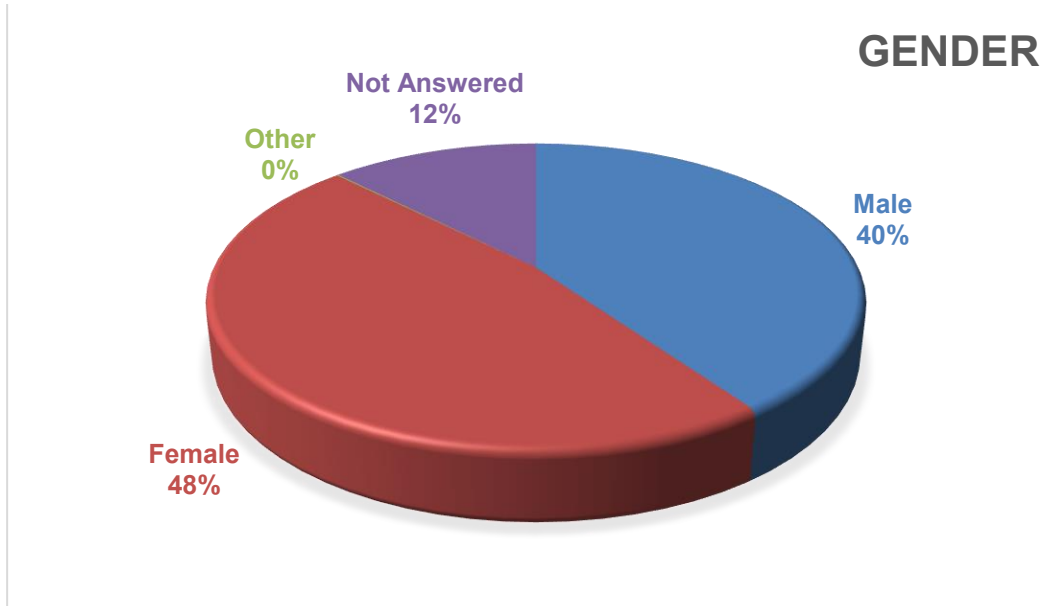
Has your oral health improved following the completion of your care plan?				
	Derriford	Devonport	Exeter	Truro
Completely	44%	46%	35%	34%
Very	13%	11%	14%	20%
Moderately	4%	1%	5%	4%
Not much	0%	1%	1%	0%
Not at all	0%	0%	0%	0%
Not Applicable	17%	28%	27%	27%
Not Answered	22%	13%	17%	15%

Were you satisfied with the overall outcome of your care and treatment?				
	Derriford	Devonport	Exeter	Truro
Very Satisfied	93%	88%	86%	93%
Fairly Satisfied	2%	2%	7%	3%
Not really satisfied	0%	0%	0%	0%
Not at all satisfied	0%	1%	0%	0%
Not Answered	4%	8%	6%	4%

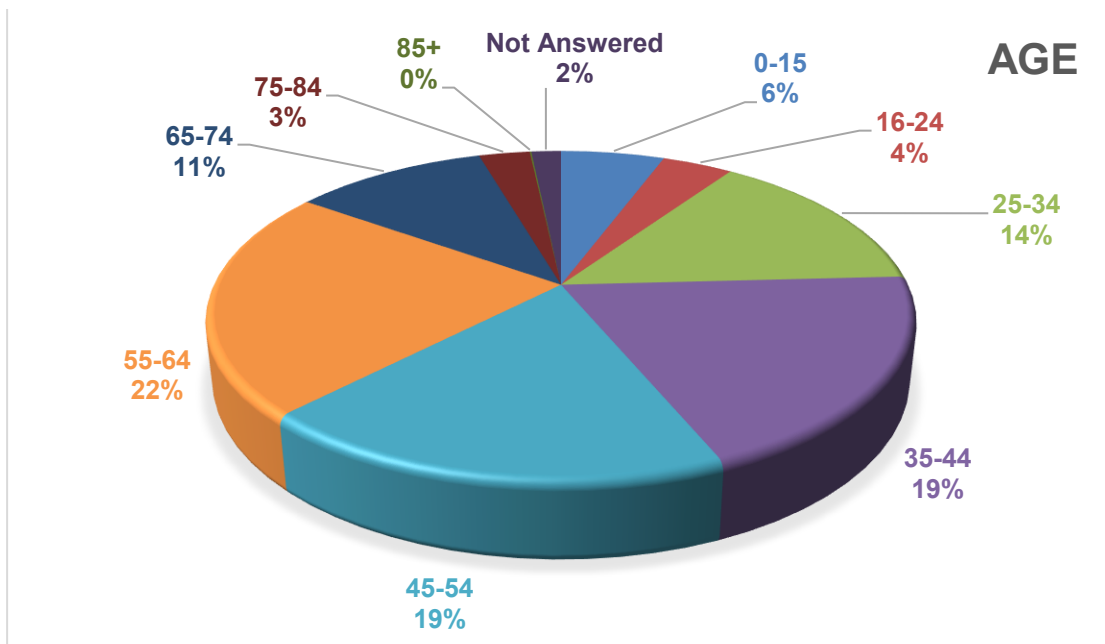
Demographic Information

All sites

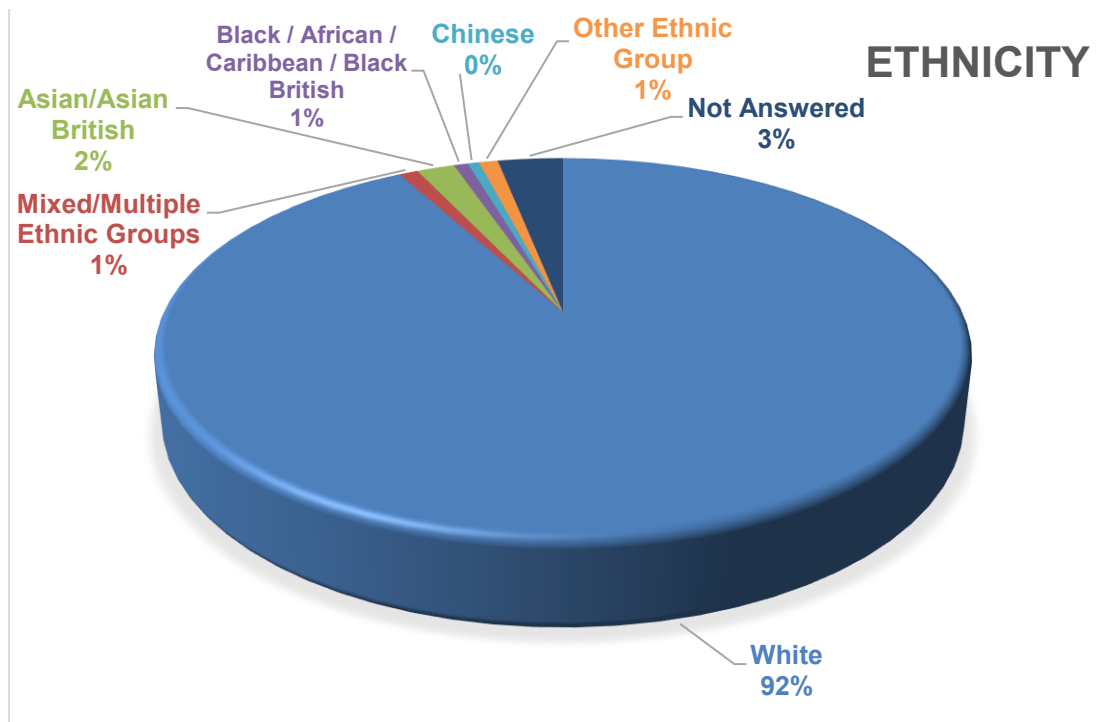
Gender



Age



Ethnicity



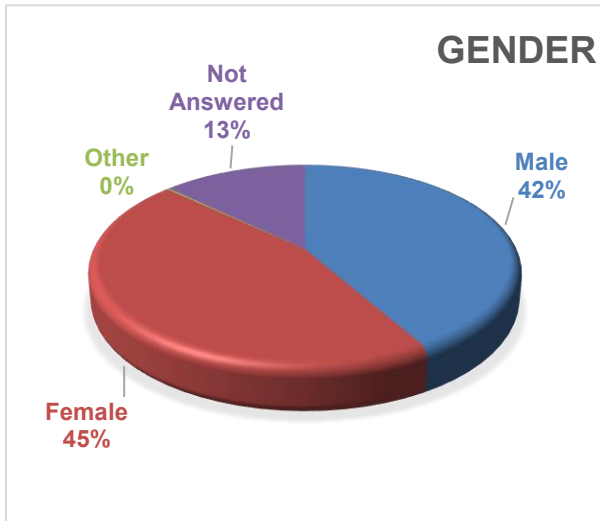
Disability



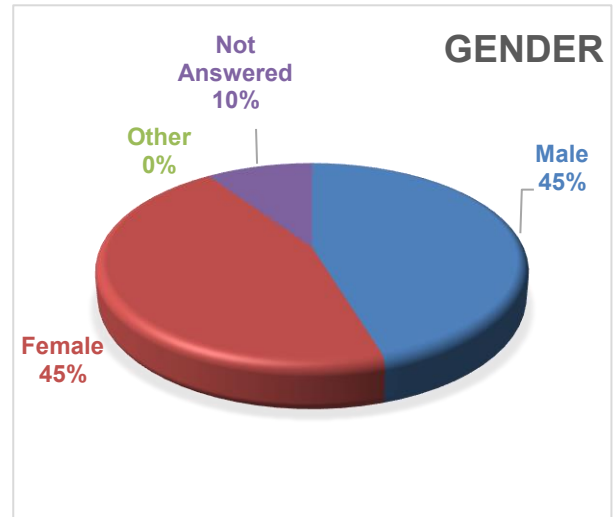
DEF Breakdown

Gender

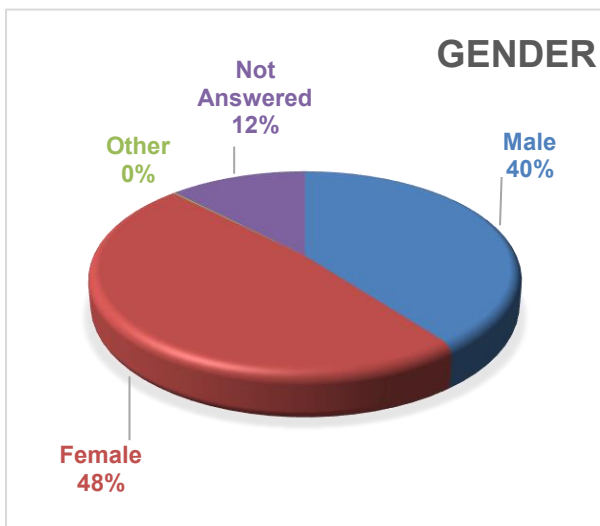
Derriford:



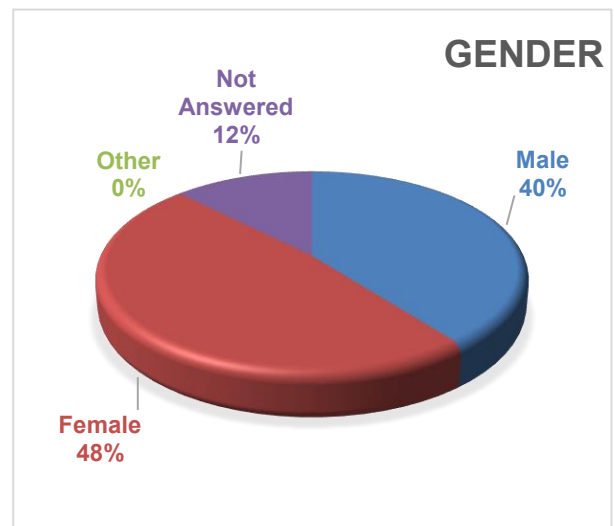
Devonport:



Exeter:

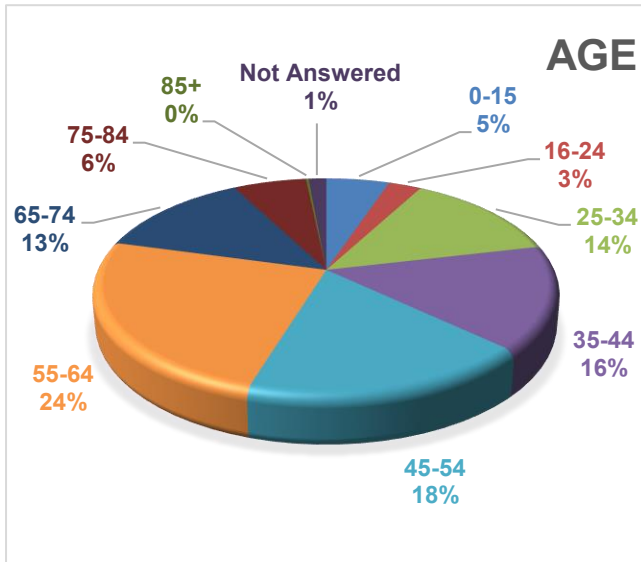


Truro:

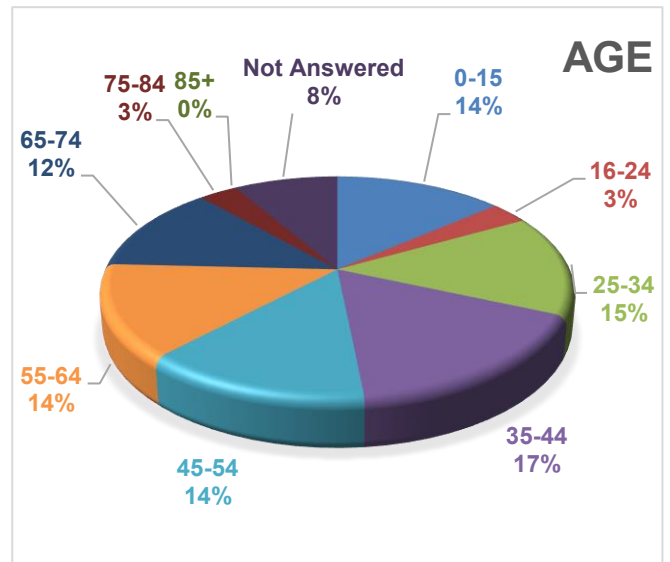


Age

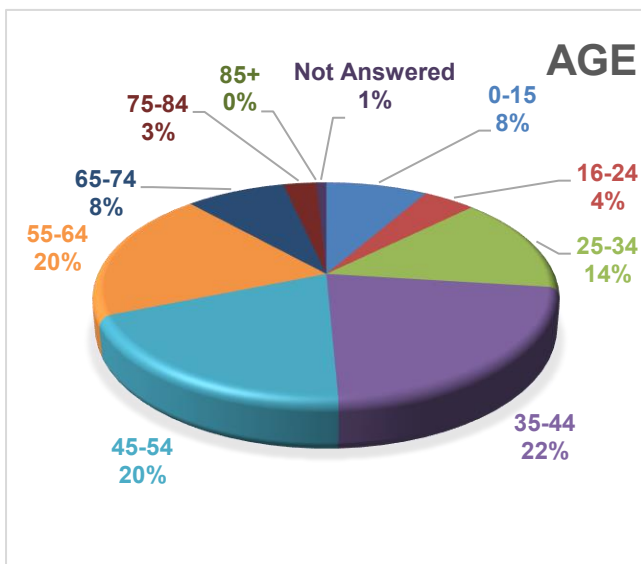
Derriford:



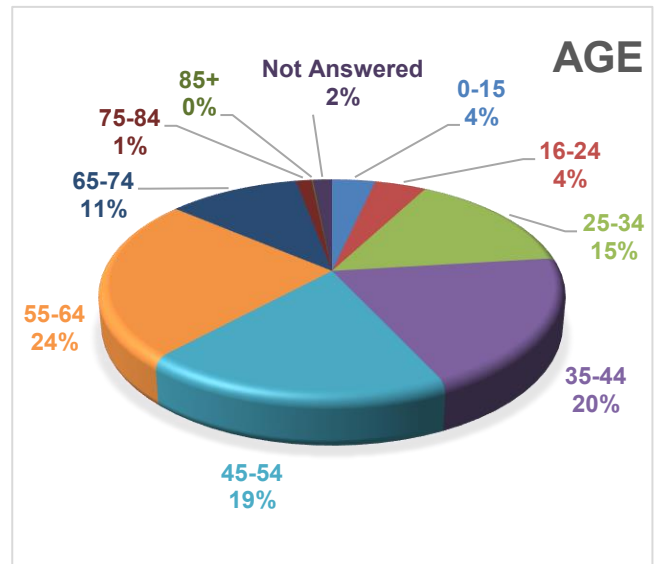
Devonport:



Exeter:

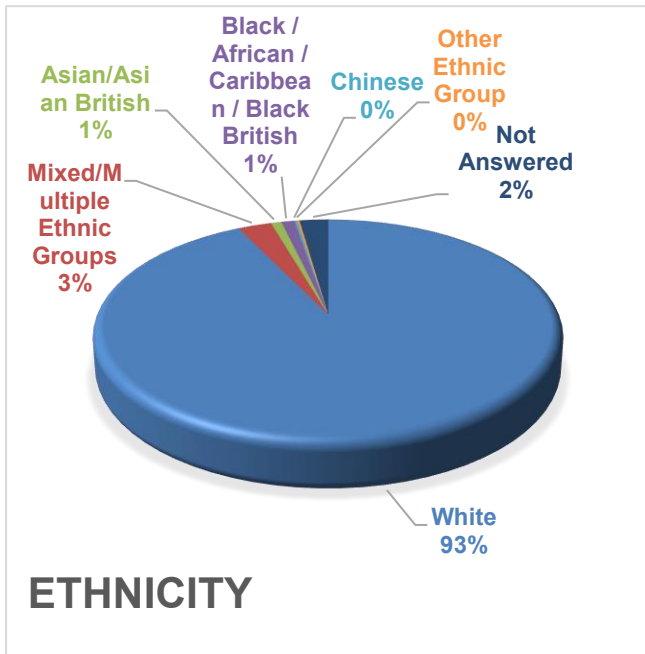


Truro:

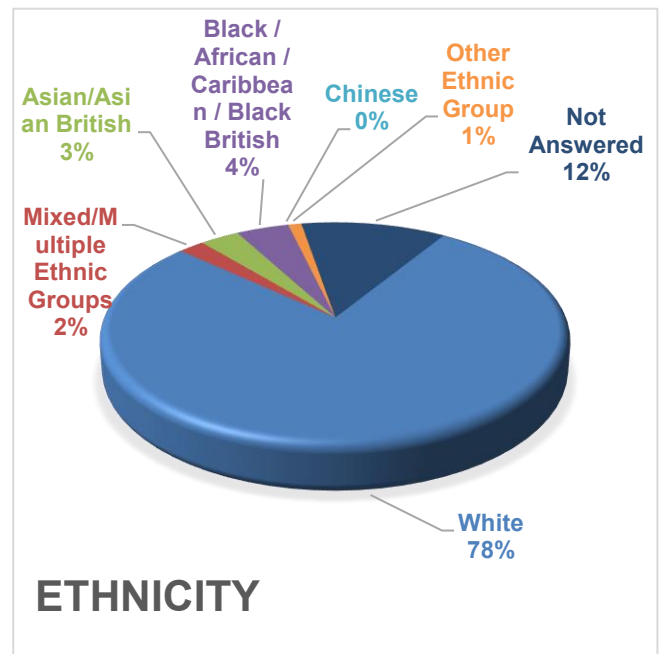


Ethnicity

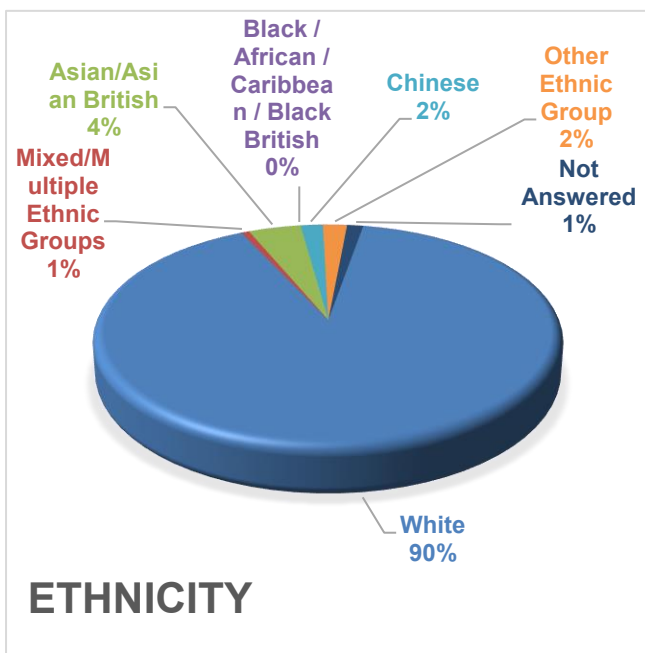
Derriford:



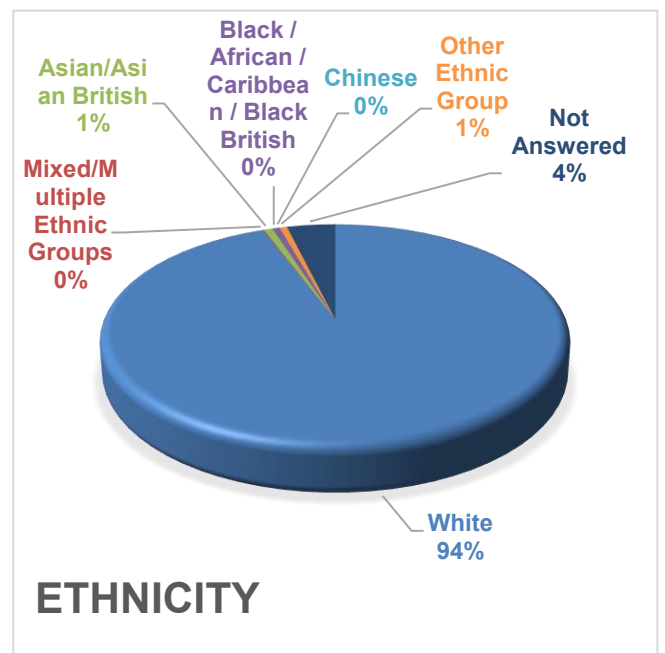
Devonport:



Exeter:

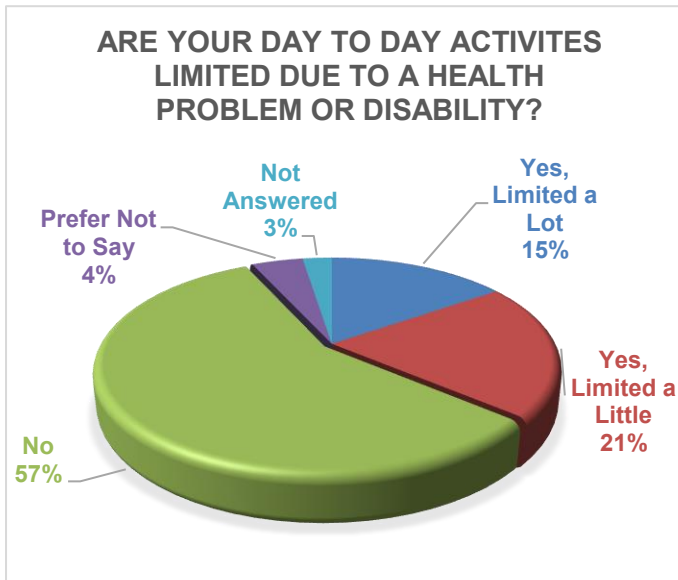


Truro:

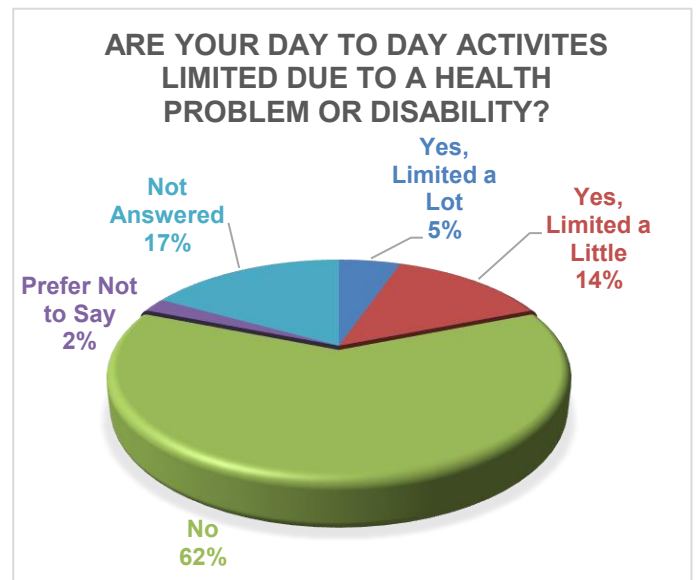


Disability

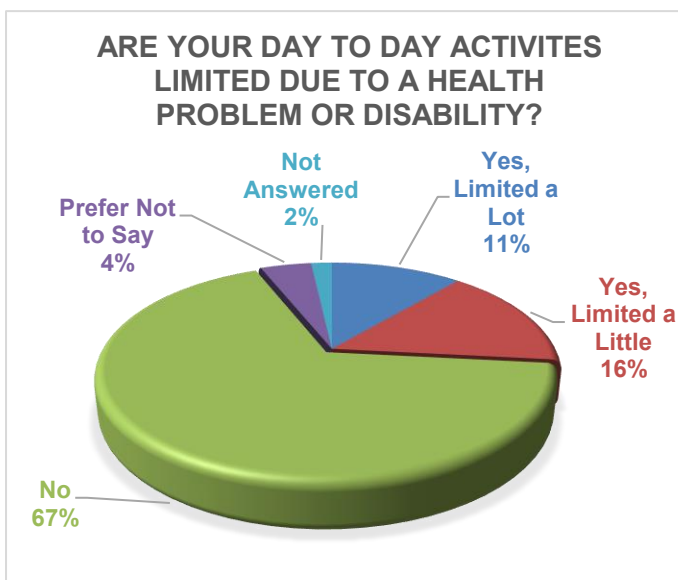
Derriford:



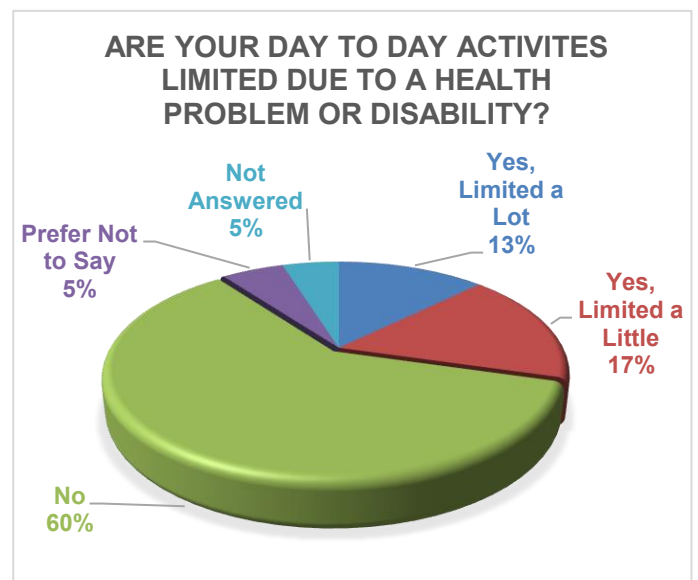
Devonport:



Exeter:



Truro:



Summary

Overall, 98% of respondents answered that their overall experience at PDSE was 'good' or 'very good.' 0.3% said their experience was 'poor' or 'very poor', with the remaining percentage not answering the question.

Feedback from a patient at the Derriford DEF, November 2025:

"I am extremely grateful and cannot recommend the dental professionals that handled my long term infected tooth extraction enough.

All staff were amazingly helpful and brilliant, special thanks for the brilliant work carried out and expertise of dental care from TS and PB, and all staff on site. Excellent and professional beyond words.

Wanted to express my kind regards as I am currently recovering nicely and completely pain free after years. Please accept my many thanks here."